


# TREE EXPERT



Use the sketches below to find the trees and write the names of the trees in your own language.



-----



-----



-----



-----



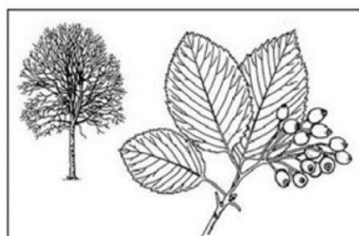
-----



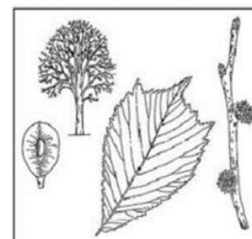
-----



-----



-----



-----

# ART IN THE FOREST



1. Find different materials (leaves, branches, stones, etc.) and create a masterpiece. Take a photo.

Example:



2. Make your favourite forest animal out of leaves. Take a photo.

Example:



3. Write your name from the branches. Take a photo.

Example:



# YOU WILL GET TO KNOW THE FOREST WITH ALL SENSES



Pay attention and write what you see, hear, touch, smell and taste.



# ETIQUETTE IN NATURE AND IN THE FOREST



In the woods, meadows, mountains and hills, we are just guests, so let's behave accordingly.  
Draw 5 pictograms what not to do in the forest.

